

2025 Year in Review



This past year has been remarkable for Girl Scouting in Miami-Dade and the Keys! Throughout the 2025 membership year, we supported nearly 5,000 girls and adult volunteers across every zip code in our council footprint. Thanks to the strength of our community, our Girl Scouts continue to grow in courage, confidence, and character as they take action to make the world a better place.

Membership

In 2024-2025, **2,826 girl members** had the opportunity to have a life-changing experience with the help of **1,621 adult** and **509 lifetime members**.









Household Income


\$0-\$34,999	9.3%
\$35,000-\$49,999	6.1%
\$50,000-\$74,999	8.3%
\$75,000-\$99,999	9.9%
\$100,000 +	66.3%



Membership by Grade Level

	Daisy (K-1)	654
	Brownies (2-3)	693
	Juniors (4-5)	630
	Cadettes (6-8)	522
	Seniors (9-10)	186
	Ambassadors (11-12)	133
	Unspecified	8





Year-End Financial Statements as of September 30, 2025*

Statement of Financial Position

ASSETS

Cash and Cash Equivalents	\$ 2,177,940
Investments	2,317,003
Receivables	175,527
Inventories	5,642
Other Assets	311,700
Property Equipment, net	373,249

TOTAL ASSETS 5,361,061

LIABILITIES AND NET ASSETS

LIABILITIES

Accounts Payable and Accrued Expenses	233,458
Deposits and Other Liabilities	33,844
Deferred Revenues	667,287
Notes Payable	14,329

TOTAL LIABILITIES 948,918

NET ASSETS

Without donor restriction	3,969,951
With donor restriction	442,192
TOTAL NET ASSETS	<u>4,412,143</u>

TOTAL LIABILITIES AND NET ASSETS 5,361,061

2025

Statement of Activities

2025

PUBLIC SUPPORT, REVENUE AND GAINS

Cookie and Product Sales	\$ 1,918,587
Contributions and Grants	1,315,550
Retail Operations	31,754
Program and Council Service Fees	159,671
Other Income	428,587
Change in Beneficial Interest in Trust	19,539

TOTAL REVENUE 3,873,688

EXPENSES

Cost of Goods Sold	775,229
Functional Expenses	
Program Services	2,027,673
Supporting Services	
Management and General	661,271
Fundraising	407,609

TOTAL EXPENSES 3,871,782

Net Income from Operating	1,906
Non-Operating Income	

CHANGE IN NET ASSETS 1,906

*Unaudited