

# 2024 Year in Review



This past year has been remarkable for Girl Scouting in Miami-Dade and the Keys! Throughout the 2024 membership year, we extended our reach to 5,000 girls and adult volunteers across every zip code in Miami and the Keys. Thanks to our supportive community, our Girl Scouts are gaining courage, confidence, and character, making the world a better place.

## Membership

In 2023–2024, **3,016 girl members** had the opportunity to have a life-changing experience with the help of **1,780 adult** and **458 lifetime members**.









## Household Income

\$0-\$34,999	19%
\$35,000-\$49,999	15%
\$50,000-\$74,999	17%
\$75,000-\$99,999	13%
\$100,000+	37%



## Membership by Grade Level

	Daisy (K-1)	592
	Brownies (2-3)	787
	Juniors (4-5)	693
	Cadettes (6-8)	547
	Seniors (9-10)	205
	Ambassadors (11-12)	146
	Unspecified	8
	Pre-K (via Extended Year)	38







## Year-End Financial Statements as of September 30, 2024\*

### Statement of Financial Position

#### ASSETS

Cash and Cash Equivalents	\$ 2,481,292
Receivables	1,664,976
Inventories	271,052
Investments	5,862
Other Assets	299,031
Property Equipment, net	403,236

<b>TOTAL ASSETS</b>	<b>5,125,449</b>
---------------------	------------------

#### LIABILITIES AND NET ASSETS

#### LIABILITIES

Accounts Payable and Accrued Expenses	216,698
Refundable Advances	33,644
Deposits and Other Liabilities	446,702
Deferred Revenues	18,168

<b>TOTAL LIABILITIES</b>	<b>715,212</b>
--------------------------	----------------

#### NET ASSETS

Without donor restriction	3,925,070
With donor restriction	485,167

<b>TOTAL NET ASSETS</b>	<b>4,410,237</b>
-------------------------	------------------

<b>TOTAL LIABILITIES AND NET ASSETS</b>	<b>5,125,449</b>
---	------------------

**2024**

### Statement of Activities

#### PUBLIC SUPPORT, REVENUE AND GAINS

Cookie and Product Sales	\$ 1,939,459
Contributions and Grants	1,204,864
Retail Operations	27,313
Program and Council Service Fees	161,535
Other Income	728,446
Change in Beneficial Interest in Trust	13,860

<b>TOTAL REVENUE</b>	<b>4,075,477</b>
----------------------	------------------

#### EXPENSES

Cost of Goods Sold	765,969
Functional Expenses	
Program Services	1,635,864
Supporting Services	
Management and General	631,562
Fundraising	458,839

<b>TOTAL EXPENSES</b>	<b>3,492,234</b>
-----------------------	------------------

Net Income from Operating	583,243
Non-Operating Income	

<b>CHANGE IN NET ASSETS</b>	<b>583,243</b>
-----------------------------	----------------

\*Audited