

2023 Year in Review



This past year we marked a significant achievement – a century of Girl Scouting in Miami-Dade and the Keys! Throughout the 2022 Girl Scout membership year, we extended our reach to more than 4,000 girls and adult volunteers spanning every zip code in Miami and the Keys. We are grateful to our supportive community who help our Girl Scouts gain courage, confidence, and character, and make the world a better place.

Membership

In 2022-2023, **2,932 girl members** had the opportunity to have a life-changing experience with the help of **1,602 adult** and **426 lifetime members**.









Household Income

\$0-\$34,999	22%
\$35,000-\$49,999	15%
\$50,000-\$74,999	17%
\$75,000-\$99,999	13%
\$100,000 +	35%



Membership by Grade Level

	Daisy (K-1)	549
	Brownies (2-3)	787
	Juniors (4-5)	695
	Cadettes (6-8)	513
	Seniors (9-10)	198
	Ambassadors (11-12)	173
	Unspecified	17





Year-End Financial Statements as of September 30, 2023*

Statement of Financial Position

	2023
ASSETS	
CCash and Cash Equivalents	\$ 3,673,198
Receivables	72,499
Inventories	6,484
Investments	
Other Assets	278,650
Property Equipment, net	301,326
TOTAL ASSETS	4,332,157
LIABILITIES AND NET ASSETS	
LIABILITIES	
Accounts Payable and Accrued Expenses	43,730
Refundable Advances	
Deposits and Other Liabilities	184,308
Deferred Revenues	286,228
TOTAL LIABILITIES	514,266
NET ASSETS	
Without donor restriction	3,527,539
With donor restriction	290,352
TOTAL NET ASSETS	3,817,891
TOTAL LIABILITIES AND NET ASSETS	4,304,659

Statement of Activities

	2023
PUBLIC SUPPORT, REVENUE AND GAINS	
Cookie and Product Sales	\$ 1,885,119
Contributions and Grants	979,381
Retail Operations	35,367
Program and Council Service Fees	149,651
Other Income	198,407
Change in Beneficial Interest in Trust	25,047
TOTAL REVENUE	3,272,972
EXPENSES	
Cost of Goods Sold	721,664
Functional Expenses	
Program Services	1,585,232
Supporting Services	
Management and General	592,293
Fundraising	356,987
TOTAL EXPENSES	3,256,176
Net Income from Operating	16,796
Non-Operating Income	
CHANGE IN NET ASSETS	16,796

*Unaudited